

# STANDARD PROFILES






High quality aluminium profiles directly  
from the manufacturer

# STANDARD PROFILES

## ROUND PROFILE

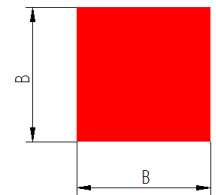
D = diameter



Item number	D mm	Weight g/m	Item number	D mm	Weight g/m	Item number	D mm	Weight g/m
EXK7	7	104	EXK19	19	766	EXK33	33	2308
EXK8	8	136	EXK20	20	848	EXK34-5	34,5	2524
EXK9	9	172	EXK21	21	935	EXK35	35	2598
EXK10	10	212	EXK22	22	1026	EXK38	38	3061
EXK11	11	257	EXK23	23	1121	EXK38-5	38,5	3143
EXK12	12	305	EXK24	24	1221	EXK40	40	3393
EXK13	13	358	EXK25	25	1325	EXK42	42	3738
EXK14	14	416	EXK26	26	1433	EXK45	45	4294
EXK15	15	477	EXK28	28	1662	EXK48	48	4886
EXK16	16	543	EXK29	29	1782			
EXK17	17	613	EXK30	30	1909			
EXK18	18	687	EXK32	32	2172			

## SQUARE BARS


B = width



Item number	B mm	Weight g/m	Item number	B mm	Weight g/m	Item number	B mm	Weight g/m
EXS8	8	173	EXS20	20	1080			
EXS10	10	270	EXS22	22	1306			
EXS12	12	389	EXS25	25	1555			
EXS14	14	529	EXS30	30	2430			
EXS15	15	607	EXS35	35	3307			
EXS16	16	691	EXS40	40	4320			
EXS18	18	875						

## HEXAGONAL BARS

E = width




Item number	E mm	Weight g/m	Item number	E mm	Weight g/m	Item number	E mm	Weight g/m
EXH10	10	234	EXH234	22	1132			
EXH12	12	337	EXH337	27	1705			
EXH84	19	844	EXH30	30	2104			

# STANDARD PROFILES

## FLAT BARS

B = width

H = height




Item number	B x H mm	Weight g/m	Item number	B x H mm	Weight g/m	Item number	B x H mm	Weight g/m
EXP85	8 x 5	108	EXP258	25 x 8	540	EXP4045	40 x 45	4860
EXP104	10 x 4	108	EXP2510	25 x 10	675	EXP455	45 x 5	607
EXP105	10 x 5	135	EXP2512	25 x 12	810	EXP456	45 x 6	729
EXP106	10 x 6	162	EXP2515	25 x 15	1013	EXP4515	45 x 15	1822
EXP124	12 x 4	130	EXP2520	25 x 20	1350	EXP502	50 x 2	270
EXP125	12 x 5	162	EXP2811-5	28 x 11.5	869	EXP503	50 x 3	405
EXP145	14 x 5	189	EXP2825	28 x 25	1890	EXP504	50 x 4	540
EXP148	14 x 8	303	EXP302	30 x 2	162	EXP505	50 x 5	675
EXP153	15 x 3	122	EXP302-5	30 x 2.5	203	EXP506	50 x 6	810
EXP154	15 x 4	162	EXP303	30 x 3	243	EXP507	50 x 7	945
EXP155	15 x 5	203	EXP304	30 x 4	324	EXP508	50 x 8	1080
EXP156	15 x 6	243	EXP305	30 x 5	405	EXP5010	50 x 10	1350
EXP158	15 x 8	324	EXP306	30 x 6	486	EXP5012	50 x 12	1620
EXP1510	15 x 10	405	EXP307	30 x 7	567	EXP5015	50 x 15	2025
EXP163	16 x 3	130	EXP308	30 x 8	649	EXP5020	50 x 20	2700
EXP168	16 x 8	346	EXP3010	30 x 10	810	EXP5025	50 x 25	3375
EXP183	18 x 3	146	EXP3012	30 x 12	972	EXP5030	50 x 30	4050
EXP184	18 x 4	194	EXP3015	30 x 15	1215	EXP554	55 x 4	594
EXP185	18 x 5	243	EXP3020	30 x 20	1620	EXP556	55 x 6	891
EXP202	20 x 2	108	EXP353	35 x 3	284	EXP5510	55 x 10	1485
EXP202-5	20 x 2.5	135	EXP354	35 x 4	378	EXP602	60 x 2	325
EXP203	20 x 3	162	EXP355	35 x 5	473	EXP603	60 x 3	486
EXP204	20 x 4	216	EXP356	35 x 6	567			
EXP205	20 x 5	270	EXP358	35 x 8	756			
EXP206	20 x 6	324	EXP402	40 x 2	216			
EXP208	20 x 8	432	EXP403	40 x 3	324			
EXP2010	20 x 10	540	EXP404	40 x 4	432			
EXP2012	20 x 12	648	EXP405	40 x 5	540			
EXP2015	20 x 15	810	EXP406	40 x 6	648			
EXP22-510	22.5 x 10	607	EXP408	40 x 8	864			
EXP252	25 x 2	135	EXP4010	40 x 10	1080			
EXP252-5	25 x 2.5	168	EXP4012	40 x 12	1296			
EXP253	25 x 3	203	EXP4015	40 x 15	1620			
EXP254	25 x 4	270	EXP4020	40 x 20	2160			
EXP255	25 x 5	338	EXP4025	40 x 25	2700			
EXP256	25 x 6	405	EXP4030	40 x 30	3240			

# STANDARD PROFILES

## FLAT BARS

B = width

H = height




Item number	B x H mm	Weight g/m	Item number	B x H mm	Weight g/m	Item number	B x H mm	Weight g/m
EXP604	60 x 4	648	EXP903	90 x 3	729	EXP15010	150 x 10	4050
EXP605	60 x 5	810	EXP904	90 x 4	972	EXP15012	150 x 12	4860
EXP606	60 x 6	972	EXP905	90 x 5	1215	EXP18010	180 x 10	4860
EXP608	60 x 8	1296	EXP906	90 x 6	1458	EXP2005	200 x 5	2700
EXP6010	60 x 10	1620	EXP908	90 x 8	1944			
EXP6012	60 x 12	1944	EXP9010	90 x 10	2430			
EXP6015	60 x 15	2430	EXP9012	90 x 12	2916			
EXP6020	60 x 20	3240	EXP9015	90 x 15	3645			
EXP6025	60 x 25	4050	EXP9020	90 x 20	4860			
EXP6030	60 x 30	4860	EXP1002	100 x 2	540			
EXP6520	65 x 20	3510	EXP1003	100 x 3	810			
EXP702	70 x 2	378	EXP1003-5	100 x 3.5	945			
EXP703	70 x 3	567	EXP1004	100 x 4	1080			
EXP704	70 x 4	756	EXP1005	100 x 5	1350			
EXP705	70 x 5	945	EXP1006	100 x 6	1620			
EXP706	70 x 6	1134	EXP1008	100 x 8	2160			
EXP708	70 x 8	1512	EXP10010	100 x 10	2700			
EXP7010	70 x 10	1890	EXP10012	100 x 12	3240			
EXP7012	70 x 12	2268	EXP10015	100 x 15	4050			
EXP7015	70 x 15	2835	EXP10030	100 x 20	5400			
EXP7020	70 x 20	3780	EXP1105	110 x 5	1485			
EXP802	80 x 2	432	EXP11010	110 x 10	2970			
EXP803	80 x 3	648	EXP1204	120 x 4	1296			
EXP804	80 x 4	864	EXP1205	120 x 5	1620			
EXP805	80 x 5	1080	EXP1206	120 x 6	1944			
EXP806	80 x 6	1296	EXP1208	120 x 8	2592			
EXP808	80 x 8	1728	EXP12010	120 x 10	3240			
EXP8010	80 x 10	2160	EXP12012	120 x 12	3888			
EXP8015	80 x 12	2592	EXP12015	120 x 15	4860			
EXP8015	80 x 15	3240	EXP1308	130 x 8	2808			
EXP8020	80 x 20	4320	EXP1505	150 x 5	2025			
EXP8510	85 x 10	2295	EXP1506	150 x 6	2430			
EXP8515	85 x 15	3442	EXP1508	150 x 8	3240			

# STANDARD PROFILES

## ROUND CORNERS RECTANGULAR TUBING

B = width

H = height



Item number	B x H mm	Weight g/m	Item number	B x H mm	Weight g/m	Item number	B x H mm	Weight g/m
EXZ124	12 x 4	130	EXZ304	30 x 4	324	EX6012	60 x 12	1944
EXZ155	15 x 5	188	EXZ308	30 x 8	648	EXZ852-5	85 x 2.5	570
EXZ184-1	18 x 4.1	193	EXZ353	35 x 3	284	EXZ903	90 x 3	729
EXZ202	20 x 2	108	EXZ402-7	40 x 2.7	292	EXZ1008	100 x 8	2160
EXZ204	20 x 4	213	EXZ403	40 x 3	324	EXZ10010	100 x 10	2700
EXZ206	20 x 6	324	EXZ404	40 x 4	432	EXZ1208	120 x 8	2555
EXZ254	25 x 4	270	EXZ408-4	40 x 8.4	826	EXZ12010	120 x 10	3240
EXZ255	25 x 5	338	EXZ4020	40 x 20	2101	EXZ12012	120 x 12	3804
EXZ256	25 x 6	405	EXZ505	50 x 5	660	EXZ1408	140 x 8	3024
EXZ257	25 x 7	473	EXZ606-1	60 x 6.1	970	EXZ2008	200 x 8	4320
EXZ303-6	30 x 3.6	284	EXZ608	60 x 8	1259			

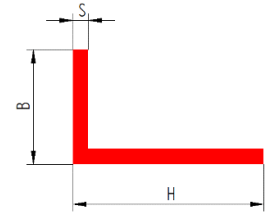
# STANDARD PROFILES

## L - SHAPE PROFILE, UNEQUAL LEGS

B = width

H = height

S = wall thickness



Item number	B x H x S mm	Weight g/m	Item number	B x H x S mm	Weight g/m	Item number	B x H x S mm	Weight g/m
EXL1392	13 x 9 x 2	108	EXL35202	35 x 20 x 2	286	EXL50402	50 x 40 x 2	475
EXL15102	15 x 10 x 2	124	EXL35153	35 x 20 x 3	421	EXL50403	50 x 40 x 3	704
EXL20102	20 x 10 x 2	151	EXL35253	35 x 25 x 3	461	EXL60202	60 x 20 x 2	421
EXL20151-5	20 x 15 x 1.5	135	EXL40102	40 x 10 x 2	259	EXL60252	60 x 25 x 2	448
EXL20152	20 x 15 x 2	178	EXL40151-5	40 x 15 x 1.5	216	EXL60252-5	60 x 25 x 2.5	556
EXL20152-5	20 x 15 x 2.5	219	EXL40152	40 x 15 x 2	286	EXL60253	60 x 25 x 3	664
EXL20153	20 x 15 x 3	259	EXL40201	40 x 20 x 1	159	EXL60302	60 x 30 x 2	475
EXL25102	25 x 10 x 2	178	EXL40201-5	40 x 20 x 1.5	237	EXL60303	60 x 30 x 3	704
EXL25102-5	25 x 10 x 2.5	219	EXL40202	40 x 20 x 2	313	EXL60304	60 x 30 x 4	928
EXL25151-5	25 x 15 x 1.5	156	EXL40202-5	40 x 20 x 2.5	388	EXL60305	60 x 30 x 5	1147
EXL25152	25 x 15 x 2	205	EXL40203	40 x 20 x 3	461	EXL60402	60 x 40 x 2	529
EXL25152-5	25 x 15 x 2.5	253	EXL40204	40 x 20 x 4	604	EXL60403	60 x 40 x 3	785
EXL25153	25 x 15 x 3	299	EXL40205	40 x 20 x 5	742	EXL60404	60 x 40 x 4	1036
EXL25202	25 x 20 x 2	232	EXL40252	40 x 25 x 2	340	EXL60405	60 x 40 x 5	1282
EXL25202-5	25 x 20 x 2.5	286	EXL40252-5	40 x 25 x 2.5	421	EXL60406	60 x 40 x 6	1522
EXL25203	25 x 20 x 3	340	EXL40302	40 x 30 x 2	367	EXL60456	60 x 45 x 6	1603
EXL30101-5	30 x 10 x 1.5	156	EXL4030-5	40 x 30 x 2.5	455	EXL70202	70 x 20 x 2	475
EXL30102	30 x 10 x 2	205	EXL40303	40 x 30 x 3	542	EXL70302	70 x 30 x 2	524
EXL30103	30 x 10 x 3	299	EXL40304	40 x 30 x 4	712	EXL70303	70 x 30 x 3	785
EXL30151	30 x 15 x 1	119	EXL45151-5	45 x 15 x 1.5	236	EXL70305	70 x 30 x 5	1282
EXL30151-5	30 x 15 x 1,5	176	EXL45152	45 x 15 x 2	313	EXL70402	70 x 40 x 2	583
EXL30151-8	30 x 15 x 1.8	209	EXL45202	45 x 20 x 2	340	EXL70404	70 x 40 x 4	1144
EXL30152	30 x 15 x 2	232	EXL45203	45 x 20 x 3	502	EXL80202	80 x 20 x 2	529
EXL30152-5	30 x 15 x 2.5	286	EXL45303	45 x 30 x 3	583	EXL80252	80 x 25 x 2	556
EXL30153	30 x 15 x 3	340	EXL50152	50 x 15 x 2	340	EXL80252-5	80 x 25 x 2.5	692
EXL30201	30 x 20 x 1	132	EXL50152-5	50 x 15 x 2.5	489	EXL80253	80 x 25 x 3	826
EXL30201-5	30 x 20 x 1.5	196	EXL50202	50 x 20 x 2	367	EXL80303	80 x 30 x 3	866
EXL30202	30 x 20 x 2	259	EXL50202-5	50 x 20 x 2.5	455	EXL80402	80 x 40 x 2	638
EXL30202-5	30 x 20 x 2.5	320	EXL50203	50 x 20 x 3	542	EXL8043	80 x 40 x 3	947
EXL30203	30 x 20 x 3	380	EXL50252-5	50 x 25 x 2	394	EXL80404	80 x 40 x 4	1252
EXL30204	30 x 20 x 4	496	EXL50252-5	50 x 25 x 2.5	489	EXL80406	80 x 40 x 6	1846
EXL30251	30 x 25 x 1	146	EXL50253	50 x 25 x 3	583	EXL90303	90 x 30 x 3	947
EXL30251-5	30 x 25 x 1.5	216	EXL50254	50 x 25 x 4	766	EXL90402	90 x 40 x 2	692
EXL30253	30 x 25 x 3	421	EXL50302	50 x 30 x 2	421	EXL100202	100 x 20 x 2	637
EXL35152	35 x 15 x 2	259	EXL50303	50 x 30 x 3	623	EXL100503	100 x 50 x 3	1190
EXL35153	35 x 15 x 3	380	EXL50304	50 x 30 x 4	820	EXL100505	100 x 50 x 5	1957

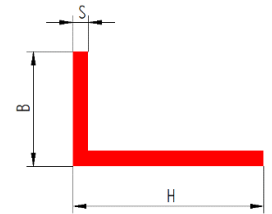
# STANDARD PROFILES

L - SHAPE PROFILE, UNEQUAL LEGS

B = width

H = height

S = wall thickness



Item number	B x H x S mm	Weight g/m	Item number	B x H x S mm	Weight g/m	Item number	B x H x S mm	Weight g/m
EXL100506	100 x 50 x 6	2332	EXL120406	120 x 40 x 6	2500	EXL150905	150 x 90 x 5	3030
EXL100508	100 x 50 x 8	3067	EXL120503	120 x 50 x 3	1350	EXL190805	190 x 80 x 5	3578
EXL1005010	100 x 50 x 10	3780	EXL120606	120 x 60 x 6	2820			
EXL110302	110 x 30 x 2	745	EXL135605	135 x 60 x 5	2565			



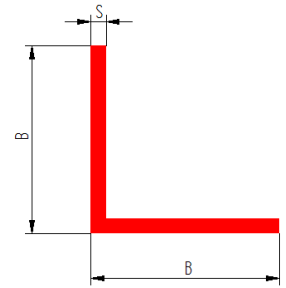
# STANDARD PROFILES

## L - SHAPE PROFILE, EQUAL LEGS

B = width

B = height

S = wall thickness



Item number	B x B x S mm	Weight g/m	Item number	B x B x S mm	Weight g/m	Item number	B x B x S mm	Weight g/m
EXL12122	12 x 12 x 2	119	EXL35352-5	35 x 35 x 2.5	456	EXL60608	60 x 60 x 8	2419
EXL15151-5	15 x 15 x 1.5	115	EXL35353	35 x 35 x 3	543	EXL70702-5	70 x 70 x 2.5	928
EXL15152	15 x 15 x 2	151	EXL35354	35 x 35 x 4	713	EXL70705	70 x 70 x 5	1822
EXL15153	15 x 15 x 3	219	EXL35355	35 x 35 x 5	877	EXL70706	70 x 70 x 6	2171
EXL18182	18 x 18 x 2	184	EXL40402	40 x 40 x 2	421	EXL70708	70 x 70 x 8	2851
EXL18183	18 x 18 x 3	268	EXL45452-5	45 x 45 x 2.5	590	EXL75758	75 x 75 x 8	3067
EXL20201	20 x 20 x 1	105	EXL45454	45 x 45 x 4	929	EXL80802-5	80 x 80 x 2.5	1063
EXL20201-5	20 x 20 x 1.5	156	EXL45455	45 x 45 x 5	1147	EXL80803	80 x 80 x 3	1272
EXL20202	20 x 20 x 2	205	EXL50502	50 x 50 x 2	529	EXL80804	80 x 80 x 4	1685
EXL25251	25 x 25 x 1	132	EXL50502-5	50 x 50 x 2.5	658	EXL80805	80 x 80 x 5	2092
EXL25251-5	25 x 25 x 1.5	196	EXL50503	50 x 50 x 3	786	EXL80806	80 x 80 x 6	2495
EXL25252	25 x 25 x 2	259	EXL50504	50 x 50 x 4	1037	EXL80808	80 x 80 x 8	3283
EXL25253	25 x 25 x 3	381	EXL50505	50 x 50 x 5	1282	EXL909010	90 x 90 x 10	4590
EXL30301	30 x 30 x 1	159	EXL50506	50 x 50 x 6	1523	EXL1001004	100 x 100 x 4	2117
EXL30301-5	30 x 30 x 1.5	237	EXL50508	50 x 50 x 8	1987	EXL1001006	100 x 100 x 6	3143
EXL30302	30 x 30 x 2	313	EXL505010	50 x 50 x 10	2430	EXL1001008	100 x 100 x 8	4147
EXL30302-5	30 x 30 x 2.5	388	EXL60602	60 x 60 x 2	637	EXL1101106	110 x 110 x 6	3466
EXL30303	30 x 30 x 3	461	EXL60602-5	60 x 60 x 2.5	793			
EXL30304	30 x 30 x 4	605	EXL60603	60 x 60 x 3	948			
EXL30305	30 x 30 x 5	742	EXL60604	60 x 60 x 4	1253			
EXL30306	30 x 30 x 6	875	EXL60605	60 x 60 x 5	1522			
EXL35352	35 x 35 x 2	367	EXL60606	60 x 60 x 6	1847			

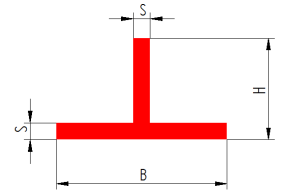
# STANDARD PROFILES

## T - SHAPE PROFILE, UNEQUAL LEGS

B = width

H = height

S = wall thickness



Item number	B x H x S mm	Weight g/m	Item number	B x H x S mm	Weight g/m	Item number	B x H x S mm	Weight g/m
EXT1392	13 x 9 x 2	108	EXT35202	35 x 20 x 2	286	EXT50402	50 x 40 x 2	475
EXT15102	15 x 10 x 2	124	EXT35153	35 x 15 x 3	421	EXT50403	50 x 40 x 3	704
EXT20102	20 x 10 x 2	151	EXT35253	35 x 25 x 3	461	EXT60202	60 x 20 x 2	421
EXT20151-5	20 x 15 x 1.5	135	EXT40102	40 x 10 x 2	259	EXT60252	60 x 25 x 2	448
EXT20152	20 x 15 x 2	178	EXT40151-5	40 x 15 x 1.5	216	EXT60252-5	60 x 25 x 2.5	556
EXT20152-5	20 x 15 x 2.5	219	EXT40152	40 x 15 x 2	286	EXT60253	60 x 25 x 3	664
EXT20153	20 x 15 x 3	259	EXT40201	40 x 20 x 1	159	EXT60302	60 x 30 x 2	475
EXT25102	25 x 10 x 2	178	EXT40201-5	40 x 20 x 1.5	237	EXT60303	60 x 30 x 3	704
EXT25102-5	25 x 10 x 2.5	219	EXT40202	40 x 20 x 2	313	EXT60304	60 x 30 x 4	928
EXT25151-5	25 x 15 x 1.5	156	EXT40202-5	40 x 20 x 2.5	388	EXT60305	60 x 30 x 5	1147
EXT25152	25 x 15 x 2	205	EXT40203	40 x 20 x 3	461	EXT60402	60 x 40 x 2	529
EXT25152-5	25 x 15 x 2.5	253	EXT40204	40 x 20 x 4	604	EXT60403	60 x 40 x 3	785
EXT25153	25 x 15 x 3	299	EXT40205	40 x 20 x 5	742	EXT60404	60 x 40 x 4	1036
EXT25202	25 x 20 x 2	232	EXT40252	40 x 25 x 2	340	EXT60405	60 x 40 x 5	1282
EXT25202-5	25 x 20 x 2.5	286	EXT40252-5	40 x 25 x 2.5	421	EXT60406	60 x 40 x 6	1522
EXT25203	25 x 20 x 3	340	EXT40302	40 x 30 x 2	367	EXT60456	60 x 45 x 6	1603
EXT30101-5	30 x 10 x 1.5	156	EXT40302-5	40 x 30 x 2.5	455	EXT70202	70 x 20 x 2	475
EXT30102	30 x 10 x 2	205	EXT40303	40 x 30 x 3	542	EXT70302	70 x 30 x 2	524
EXT30103	30 x 10 x 3	299	EXT40304	40 x 30 x 4	712	EXT70303	70 x 30 x 3	785
EXT30151	30 x 15 x 1	119	EXT45151-5	45 x 15 x 1.5	236	EXT70305	70 x 30 x 5	1282
EXT30151-5	30 x 15 x 1.5	176	EXT45152	45 x 15 x 2	313	EXT70402	70 x 40 x 2	583
EXT30151-8	30 x 15 x 1.8	209	EXT45202	45 x 20 x 2	340	EXT70404	70 x 40 x 4	1144
EXT30152	30 x 15 x 2	232	EXT45203	45 x 20 x 3	502	EXT80202	80 x 20 x 2	529
EXT30152-5	30 x 15 x 2.5	286	EXT45303	45 x 30 x 3	583	EXT80252	80 x 25 x 2	556
EXT30153	30 x 15 x 3	340	EXT50152	50 x 15 x 2	340	EXT80252-5	80 x 25 x 2.5	692
EXT30201	30 x 20 x 1	132	EXT50152-5	50 x 15 x 2.5	489	EXT80253	80 x 25 x 3	826
EXT30201-5	30 x 20 x 1.5	196	EXT50202	50 x 20 x 2	367	EXT80303	80 x 30 x 3	866
EXT30202	30 x 20 x 2	259	EXT50202-5	50 x 20 x 2.5	455	EXT80402	80 x 40 x 2	638
EXT30202-5	30 x 20 x 2.5	320	EXT50203	50 x 20 x 3	542	EXT80403	80 x 40 x 3	947
EXT30203	30 x 20 x 3	380	EXT50252	50 x 25 x 2	394	EXT80404	80 x 40 x 4	1252
EXT30204	30 x 20 x 4	496	EXT50252-5	50 x 25 x 2.5	489	EXT80406	80 x 40 x 6	1846
EXT30251	30 x 25 x 1	146	EXT50253	50 x 25 x 3	583	EXT90303	90 x 30 x 3	947
EXT30251-5	30 x 25 x 1.5	216	EXT50254	50 x 25 x 4	766	EXT90402	90 x 40 x 2	692
EXT30253	30 x 25 x 3	421	EXT50302	50 x 30 x 2	421			
EXT30152	35 x 15 x 2	259	EXT50303	50 x 30 x 3	623			
EXT35153	35 x 15 x 3	380	EXT50304	50 x 30 x 4	820			

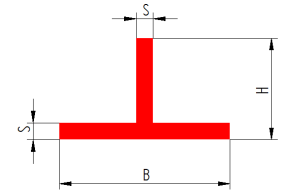
# STANDARD PROFILES

## T - SHAPE PROFILE, UNEQUAL LEGS

B = width

H = height

S = wall thickness



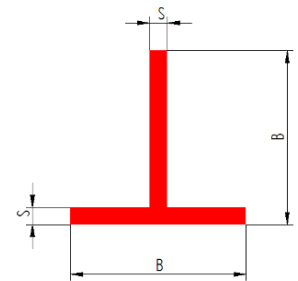
Item number	B x H x S mm	Weight g/m	Item number	B x H x S mm	Weight g/m	Item number	B x H x S mm	Weight g/m
EXT100202	100 x 20 x 2	637	EXT1005010	100 x 50 x 10	3780	EXT135605	135 x 60 x 5	2565
EXT100503	100 x 50 x 3	1190	EXT110302	110 x 30 x 2	745	EXT150905	150 x 90 x 5	3030
EXT100505	100 x 50 x 5	1957	EXT120406	120 x 40 x 6	2500	EXT190805	190 x 80 x 5	3578
EXT100506	100 x 50 x 6	2332	EXT120503	120 x 50 x 3	1350			
EXT100508	100 x 50 x 8	3067	EXT120606	120 x 60 x 6	2820			

## T - SHAPE PROFILE, EQUAL LEGS

B = width

B = height

S = wall thickness



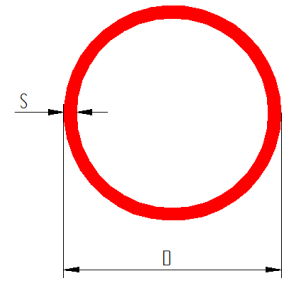
Item number	B x B x S mm	Weight g/m	Item number	B x B x S mm	Weight g/m	Item number	B x B x S mm	Weight g/m
EXT12122	12 x 12 x 2	119	EXT35352-5	35 x 35 x 2.5	456	EXT60608	60 x 60 x 8	2419
EXT15151-5	15 x 15 x 1.5	115	EXT35353	35 x 35 x 3	543	EXT70702-5	70 x 70 x 2.5	928
EXT15152	15 x 15 x 2	151	EXT35354	35 x 35 x 4	713	EXT70705	70 x 70 x 5	1822
EXT15153	15 x 15 x 3	219	EXT35355	35 x 35 x 5	877	EXT70706	70 x 70 x 6	2171
EXT18182	18 x 18 x 2	184	EXT40402	40 x 40 x 2	421	EXT70708	70 x 70 x 8	2851
EXT18183	18 x 18 x 3	268	EXT45452-5	45 x 45 x 2.5	590	EXT75758	75 x 75 x 8	3067
EXT20201	20 x 20 x 1	105	EXT45454	45 x 45 x 4	929	EXT80802-5	80 x 80 x 2.5	1063
EXT20201-5	20 x 20 x 1.5	156	EXT45455	45 x 45 x 5	1147	EXT80803	80 x 80 x 3	1272
EXT20202	20 x 20 x 2	205	EXT50502	50 x 50 x 2	529	EXT80804	80 x 80 x 4	1685
EXT25251	25 x 25 x 1	132	EXT50502-5	50 x 50 x 2.5	658	EXT80805	80 x 80 x 5	2092
EXT25251-5	25 x 25 x 1.5	196	EXT50503	50 x 50 x 3	786	EXT80806	80 x 80 x 6	2495
EXT25252	25 x 25 x 2	259	EXT50504	50 x 50 x 4	1037	EXT80808	80 x 80 x 8	3283
EXT25253	25 x 25 x 3	381	EXT50505	50 x 50 x 5	1282	EXT909010	90 x 90 x 10	4590
EXT30301	30 x 30 x 1	159	EXT50506	50 x 50 x 6	1523	EXT1001004	100 x 100 x 4	2117
EXT30301-5	30 x 30 x 1.5	237	EXT50508	50 x 50 x 8	1987	EXT1001006	100 x 100 x 6	3143
EXT30302	30 x 30 x 2	313	EXT505010	50 x 50 x 10	2430	EXT1001008	100 x 100 x 8	4147
EXT30302-5	30 x 30 x 2.5	388	EXT60602	60 x 60 x 2	637	EXT1101106	110 x 110 x 6	3466
EXT30303	30 x 30 x 3	461	EXT60602-5	60 x 60 x 2.5	793			
EXT30304	30 x 30 x 4	605	EXT60603	60 x 60 x 3	948			
EXT30305	30 x 30 x 5	742	EXT60604	60 x 60 x 4	1253			
EXT30306	30 x 30 x 6	875	EXT60605	60 x 60 x 5	1522			
EXT35352	35 x 35 x 2	367	EXT60606	60 x 60 x 6	1847			

# STANDARD PROFILES

## ROUND TUBING

D = external diameter

S = wall thickness



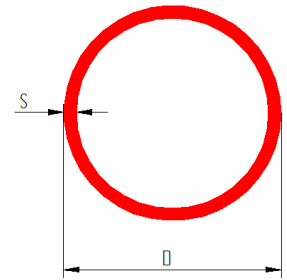
Item number	D x S mm	Weight g/m	Item number	D x S mm	Weight g/m	Item number	D x S mm	Weight g/m
EX082	8 x 2	102	EX0206	20 x 6	713	EX0303	30 x 3	687
EX0101-5	10 x 1.5	108	EX0211	21 x 1	170	EX0303-5	30 x 3.5	787
EX0112-5	11 x 2.5	180	EX0211-5	21 x 1.5	248	EX0304	30 x 4	882
EX0121-5	12 x 1.5	134	EX0221	22 x 1	178	EX0305	30 x 5	1060
EX0122	12 x 2	170	EX0221-25	22 x 1.25	220	EX0321	32 x 1	263
EX0131	13 x 1	102	EX0221-5	22 x 1.5	261	EX0321-5	32 x 1.5	388
EX0131-25	13 x 1.25	125	EX0222	22 x 2	339	EX0322	32 x 2	509
EX0131-5	13 x 1.5	146	EX0222-5	22 x 2.5	414	EX0323	32 x 3	738
EX0132	13 x 2	187	EX0225	22 x 5	721	EX0323-5	32 x 3.5	846
EX0141	14 x 1	110	EX0231	23 x 1	187	EX0331	33 x 1	272
EX0141-5	14 x 1.5	159	EX0221-5	22 x 1.5	274	EX0331-5	33 x 1.5	401
EX0142	14 x 2	204	EX0241	24 x 1	195	EX0332	33 x 2	526
EX0143	14 x 3	280	EX0242	24 x 2	373	EX0333	33 x 3	764
EX0151	15 x 1	119	EX0242-5	24 x 2.5	456	EX0341	34 x 1	280
EX0151-5	15 x 1.5	172	EX0244	24 x 4	679	EX0342	34 x 2	543
EX0152	15 x 2	221	EX0251	25 x 1	203	EX0344	34 x 4	1018
EX0152-5	15 x 2.5	265	EX0251-25	25 x 1.25	252	EX0351	35 x 1	289
EX0161	16 x 1	127	EX0251-5	25 x 1.5	299	EX0351-5	35 x 1.5	426
EX0161-25	16 x 1.25	157	EX0252	25 x 2	390	EX0352	35 x 2	560
EX0161-5	16 x 1.5	184	EX0253	25 x 3	560	EX0352-5	35 x 2.5	689
EX0162	16 x 2	238	EX0255	25 x 5	848	EX0353	35 x 3	814
EX0163	16 x 3	331	EX0261	26 x 1	212	EX0354	35 x 4	1052
EX0174	17 x 4	441	EX0261-5	26 x 1.5	312	EX0355	35 x 5	1272
EX0181	18 x 1	144	EX0262	26 x 2	407	EX0361	36 x 1	297
EX0181-25	18 x 1.25	178	EX0271	27 x 1	221	EX0361-5	36 x 1.5	439
EX0181-5	18 x 1.5	210	EX0281	28 x 1	229	EX0367	36 x 7	1720
EX0182	18 x 2	272	EX0281-5	28 x 1.5	337	EX0372	37 x 2	594
EX0183	18 x 3	382	EX0282	28 x 2	441	EX0373-5	37 x 3.5	995
EX0191	19 x 1	153	EX0283	28 x 3	636	EX0381	38 x 1	314
EX0191-5	19 x 1.5	223	EX0282-5	28 x 2.5	541	EX0381-25	38 x 1.25	390
EX0201	20 x 1	161	EX0291	29 x 1	238	EX0382	38 x 2	611
EX0201-5	20 x 1.5	235	EX0291-5	29 x 1.5	350	EX0401	40 x 1	331
EX0202	20 x 2	306	EX0301	30 x 1	246	EX0401-5	40 x 1.5	490
EX0202-5	20 x 2.5	371	EX0301-25	30 x 1.25	305	EX0402	40 x 2	645
EX0203	20 x 3	433	EX0301-5	30 x 1.5	363	EX0402-5	40 x 2.5	795
EX0205	20 x 5	636	EX0302	30 x 2	475	EX0403	40 x 3	942

# STANDARD PROFILES

## ROUND TUBING

D = external diameter

S = wall thickness



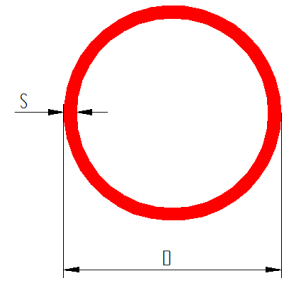
Item number	D x S mm	Weight g/m	Item number	D x S mm	Weight g/m	Item number	D x S mm	Weight g/m
EXO404	40 x 4	1222	EXO503	50 x 3	1196	EXO801	80 x 1	670
EXO405	40 x 5	1485	EXO505	50 x 5	1909	EXO801-25	80 x 1.25	869
EXO411-5	41 x 1.5	503	EXO5010	50 x 10	3393	EXO801-5	80 x 1.5	999
EXO421	42 x 1	348	EXO542	54 x 2	882	EXO802	80 x 2	1323
EXO421-5	42 x 1.5	515	EXO551-5	55 x 1.5	681	EXO802-5	80 x 2.5	1644
EXO422	42 x 2	679	EXO552	55 x 2	899	EXO803	80 x 3	1960
EXO422-5	42 x 2.5	838	EXO552-5	55 x 2.5	1113	EXO804	80 x 4	2579
EXO423	42 x 3	993	EXO601	60 x 1	500	EXO805	80 x 5	3181
EXO425	42 x 5	1569	EXO601-25	60 x 1.25	627	EXO806	80 x 6	3766
EXO431	43 x 1	356	EXO601-5	60 x 1.5	744	EXO808	80 x 8	4886
EXO441	44 x 1	365	EXO602	60 x 2	984	EXO8010	80 x 10	5938
EXO441-5	44 x 1.5	541	EXO602-5	60 x 2.5	1219	EXO851-5	85 x 1.5	1062
EXO442	44 x 2	713	EXO603	60 x 3	1451	EXO902	90 x 2	1498
EXO451	45 x 1	373	EXO604	60 x 4	1900	EXO902-5	90 x 2.5	1856
EXO451-5	45 x 1.5	554	EXO605	60 x 5	2333	EXO904	90 x 4	2918
EXO452	45 x 2	730	EXO606	60 x 6	2748	EXO905	90 x 5	3605
EXO452-5	45 x 2.5	901	EXO608	60 x 8	3338	EXO9010	90 x 10	6780
EXO453	45 x 3	1069	EXO6010	60 x 10	4239	EXO952-5	95 x 2.5	1962
EXO454	45 x 4	1391	EXO632	63 x 2	1034	EXO954	95 x 4	3088
EXO455	45 x 5	1697	EXO651	65 x 1	542	EXO963	96 x 3	2367
EXO455-5	45 x 5.5	1826	EXO651-25	65 x 1,25	681	EXO981	98 x 1	822
EXO461-5	46 x 1.5	566	EXO651-5	65 x 1,5	808			
EXO471	47 x 1	391	EXO652	65 x 2	1069			
EXO481	48 x 1	399	EXO654	65 x 4	2070			
EXO481-5	48 x 1.5	592	EXO6510	65 x 10	4663			
EXO482	48 x 2	781	EXO701-5	70 x 1.5	871			
EXO483	48 x 3	1145	EXO702	70 x 2	1154			
EXO483-5	48 x 3.5	1321	EXO702-5	70 x 2.5	1432			
EXO484	48 x 4	1493	EXO703	70 x 3	1705			
EXO485	48 x 5	1824	EXO704	70 x 4	2239			
EXO491	49 x 1	408	EXO705	70 x 5	2757			
EXO501	50 x 1	416	EXO7010	70 x 10	5089			
EXO501-25	50 x 1.25	517	EXO752	75 x 2	1239			
EXO501-5	50 x 1.5	617	EXO752-5	75 x 2.5	1538			
EXO502	50 x 2	814	EXO755	75 x 5	2969			
EXO502-5	50 x 2.5	1007	EXO7510	75 x 10	5511			

# STANDARD PROFILES

## ROUND TUBING

D = external diameter

S = wall thickness



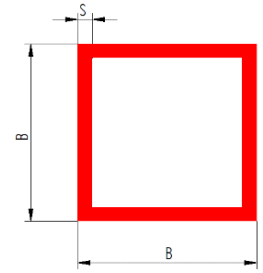
Item number	D x S mm	Weight g/m	Item number	D x S mm	Weight g/m	Item number	D x S mm	Weight g/m
EXO1001-25	100 x 1,25	1004	EXO1052	105 x 2	1747	EXO1203	120 x 3	2978
EXO1002	100 x 2	1663	EXO1052-5	105 x 2.5	2173	EXO1205	120 x 5	4875
EXO1002-5	100 x 2.5	2068	EXO1063	106 x 3	2622	EXO1302	130 x 2	2170
EXO1003	100 x 3	2469	EXO1081	108 x 1	907	EXO1302-5	130 x 2.5	2703
EXO1003-5	100 x 3.5	2865	EXO1081-3	108 x 1.3	1177	EXO1352	135 x 2	2256
EXO1004	100 x 4	3257	EXO1083	108 x 3	2672			
EXO1005	100 x 5	4029	EXO1202	120 x 2	2300			

# STANDARD PROFILES

## RECTANGULAR TUBING

B = width

S = wall thickness

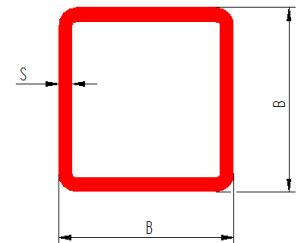


Item number	B x S mm	Weight g/m	Item number	B x S mm	Weight g/m	Item number	B x S mm	Weight g/m
EXZ101-5	10 x 1.5	138	EXZ302	30 x 2	602	EXZ504	50 x 4	1981
EXZ121	12 x 1	119	EXZ302-5	30 x 2.5	742	EXZ505	50 x 5	2430
EXZ141	14 x 1	140	EXZ303	30 x 3	871	EXZ601-5	60 x 1.5	947
EXZ151	15 x 1	151	EXZ342	34 x 2	687	EXZ55552	55 x 55 x 2	...
EXZ151-5	15 x 1.5	219	EXZ343	34 x 3	999	EXZ602	60 x 2	1252
EXZ152	15 x 2	281	EXZ351	35 x 1	370	EXZ602-5	60 x 2.5	1552
EXZ161	16 x 1	162	EXZ351-5	35 x 1.5	546	EXZ603	60 x 3	1846
EXZ161-5	16 x 1.5	235	EXZ352	35 x 2	708	EXZ604	60 x 4	2419
EXZ181	18 x 1	184	EXZ353	35 x 3	1031	EXZ702	70 x 2	1468
EXZ201	20 x 1	205	EXZ401	40 x 1	425	EXZ704	70 x 4	2850
EXZ201-25	20 x 1.25	253	EXZ401-5	40 x 1.5	629	EXZ802	80 x 2	1678
EXZ201-5	20 x 1.5	300	EXZ402	40 x 2	814	EXZ802-5	80 x 2.5	2092
EXZ202	20 x 2	389	EXZ402-5	40 x 2.5	1012	EXZ803	80 x 3	2488
EXZ202-5	20 x 2.5	472	EXZ403	40 x 3	1191	EXZ804	80 x 4	3280
EXZ221	22 x 1	227	EXZ404	40 x 4	1551	EXZ804-5	80 x 4.5	3675
EXZ241-5	24 x 1.5	365	EXZ421-5	42 x 1.5	662	EXZ1002	100 x 2	2116
EXZ242	24 x 2	474	EXZ452	45 x 2	919	EXZ1004	100 x 4	4147
EXZ243-5	24 x 3.5	774	EXZ501	50 x 1	535	EXZ1202-5	120 x 2.5	3172
EXZ251-5	25 x 1.5	382	EXZ501-5	50 x 1.5	794			
EXZ252	25 x 2	497	EXZ502	50 x 2	1024			
EXZ301	30 x 1	315	EXZ502-5	50 x 2.5	1282			
EXZ301-5	30 x 1.5	464	EXZ503	50 x 3	1511			

## ROUND CORNERS RECTANGULAR TUBING

B = width

S = wall thickness



Item number	B x S mm	Weight g/m	Item number	B x S mm	Weight g/m	Item number	B x S mm	Weight g/m
EXZ12121	12 x 12 x 1	119	EXZ18181-2	18 x 18 x 1.2	218	EXZ30302	30 x 30 x 2	605
EXZ14141	14 x 14 x 1	140	EXZ20202-5	20 x 20 x 2.5	473	EXZ60602-5	60 x 60 x 2.5	1553
EXZ15151	15 x 15 x 1	151	EXZ22221	22 x 22 x 1	226	EXZ80803	80 x 80 x 3	2446
EXZ15151-5	15 x 15 x 1.5	219	EXZ25252	25 x 25 x 2	497			
EXZ18181	18 x 18 x 1	183	EXZ30301-5	30 x 30 x 1.5	462			

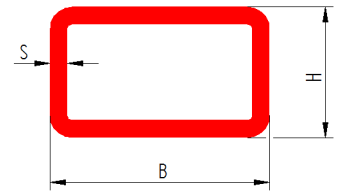
# STANDARD PROFILES

## UNEQUAL, ROUND CORNERS RECTANGULAR TUBING

B = width

H = height

S = wall thickness



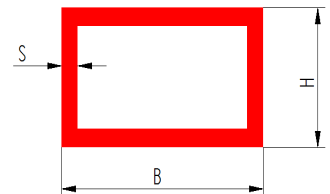
Item number	B x H x S mm	Weight g/m	Item number	B x H x S mm	Weight g/m	Item number	B x H x S mm	Weight g/m
EXZ18121	18 x 12 x 1	151	EXZ40201	40 x 20 x 1	313	EXZ60302	60 x 30 x 2	929
EXZ20121-5	20 x 12 x 1.5	235	EXZ40201-5	40 x 20 x 1.5	462	EXZ60351-5	60 x 35 x 1.5	745
EXZ20151-2	20 x 15 x 1.2	211	EXZ40202	40 x 20 x 2	605	EXZ60402-5	60 x 40 x 2.5	1283
EXZ30101	30 x 10 x 1	205	EXZ57522	57 x 52 x 2	1134	EXZ70303	70 x 30 x 3	1523
EXZ30101-5	30 x 10 x 1.5	300	EXZ60201-2	60 x 20 x 1.2	503			
EXZ35251-5	35 x 25 x 1.5	462	EXZ60252	60 x 25 x 2	867			

## UNEQUAL RECTANGULAR TUBING

B = width

H = height

S = wall thickness



Item number	B x H x S mm	Weight g/m	Item number	B x H x S mm	Weight g/m	Item number	B x H x S mm	Weight g/m
EXZ1581	15 x 8 x 1	114	EXZ30151-8	30 x 15 x 1.8	402	EXZ40201-4	40 x 20 x 1.4	432
EXZ1581-5	15 x 8 x 1.5	162	EXZ30152	30 x 15 x 2	443	EXZ40201-5	40 x 20 x 1.5	462
EXZ2081	20 x 8 x 1	141	EXZ30153	30 x 15 x 3	632	EXZ40202	40 x 20 x 2	606
EXZ20101	20 x 10 x 1	151	EXZ30201-5	30 x 20 x 1.5	381	EXZ40202-5	40 x 20 x 2.5	742
EXZ20101-5	20 x 10 x 1.5	219	EXZ30201-7	30 x 20 x 1.7	428	EXZ40203	40 x 20 x 3	875
EXZ20102	20 x 10 x 2	281	EXZ30201-8	30 x 20 x 1.8	451	EXZ40204	40 x 20 x 4	1123
EXZ20121	20 x 12 x 1	162	EXZ30202	30 x 20 x 2	497	EXZ40252	40 x 25 x 2	659
EXZ20151	20 x 15 x 1	178	EXZ30202-5	30 x 20 x 2.5	607	EXZ40252-5	40 x 25 x 2.5	810
EXZ20151-5	20 x 15 x 1.5	259	EXZ3021-5-2	30 x 21.5 x 2	513	EXZ40301	40 x 30 x 1	367
EXZ20152	20 x 15 x 2	335	EXZ30251-5	30 x 25 x 1.5	421	EXZ40301-5	40 x 30 x 1.5	543
EXZ20252	20 x 25 x 2	443	EXZ30252	30 x 25 x 2	550	EXZ40302	40 x 30 x 2	713
EXZ2281-5	22 x 8 x 1,5	219	EXZ34202	34 x 20 x 2	540	EXZ40302-5	40 x 30 x 2.5	877
EXZ22121-5	22 x 12 x 1,5	251	EXZ34203	34 x 20 x 3	778	EXZ40303	40 x 30 x 3	1037
EXZ25151-5	25 x 15 x 1.5	300	EXZ35151-5	35 x 15 x 1.5	380	EXZ40304	40 x 30 x 4	1339
EXZ25151-6	25 x 15 x 1.6	318	EXZ35152	35 x 15 x 2	497	EXZ42152	42 x 15 x 2	572
EXZ25152	25 x 15 x 2	389	EXZ35201-5	35 x 20 x 1.5	381	EXZ45202	45 x 20 x 2	605
EXZ25202	25 x 20 x 2	443	EXZ35202	35 x 20 x 2	551	EXZ45252	45 x 25 x 2	712
EXZ30101-45	30 x 10 x 1.45	290	EXZ35251-5	35 x 25 x 1.5	462	EXZ45343	45 x 34 x 3	1183
EXZ30101-5	30 x 10 x 1.5	300	EXZ35252	35 x 25 x 2	605	EXZ50151-5	50 x 15 x 1.5	502
EXZ3013-52	30 x 13.5 x 2	426	EXZ40102	40 x 10 x 2	497	EXZ50152	50 x 15 x 2	659
EXZ30151	30 x 15 x 1	232	EXZ40152	40 x 15 x 2	551	EXZ50201-5	50 x 20 x 1.5	543
EXZ30151-5	30 x 15 x 1.5	340	EXZ40154	40 x 15 x 4	1015	EXZ50202	50 x 20 x 2	713



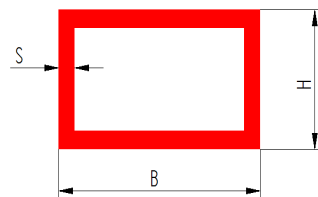
# STANDARD PROFILES

## UNEQUAL RECTANGULAR TUBING

B = width

H = height

S = wall thickness



Item number	B x H x S mm	Weight g/m	Item number	B x H x S mm	Weight g/m	Item number	B x H x S mm	Weight g/m
EXZ50204	50 x 20 x 4	1339	EXZ65151-5	65 x 15 x 1.5	624	EXZ100182	100 x 18 x 2	1231
EXZ50251-5	50 x 25 x 1.5	583	EXZ65202	65 x 20 x 2	875	EXZ100201-5	100 x 20 x 1.5	948
EXZ50252	50 x 25 x 2	767	EXZ70101-5	70 x 10 x 1.5	624	EXZ100202	100 x 20 x 2	1253
EXZ50253	50 x 25 x 3	1167	EXZ70202	70 x 20 x 2	929	EXZ100202-5	100 x 20 x 2.5	1553
EXZ50302	50 x 30 x 2	821	EXZ70302	70 x 30 x 2	1037	EXZ100251-3	100 x 25 x 1.3	860
EXZ50302-5	50 x 30 x 2.5	1013	EXZ70303	70 x 30 x 3	1523	EXZ100251-5	100 x 25 x 1.5	988
EXZ50303	50 x 30 x 3	1195	EXZ70404	70 x 40 x 4	2203	EXZ100301-2	100 x 30 x 1.2	826
EXZ50324	50 x 32 x 4	1598	EXZ70502-5	70 x 50 x 2.5	1553	EXZ100301-3	100 x 30 x 1.3	894
EXZ50343	50 x 34 x 3	1264	EXZ75352	75 x 35 x 2	1144	EXZ100302	100 x 30 x 2	1361
EXZ50402	50 x 40 x 2	929	EXZ75505	75 x 50 x 5	3105	EXZ100303	100 x 30 x 3	2009
EXZ50402-5	50 x 40 x 2.5	1147	EXZ80102	80 x 10 x 2	929	EXZ100402	100 x 40 x 2	1469
EXZ50403	50 x 40 x 3	1361	EXZ80151-5	80 x 15 x 1.5	745	EXZ100402-5	100 x 40 x 2.5	1823
EXZ50404	50 x 40 x 4	1771	EXZ80182	80 x 18 x 2	1015	EXZ100403	100 x 40 x 3	2170
EXZ52572	52 x 57 x 2	1134	EXZ80201-1	80 x 20 x 1.1	581	EXZ100404	100 x 40 x 4	2851
EXZ55152	55 x 15 x 2	713	EXZ80201-2	80 x 20 x 1.2	634	EXZ100481-8	100 x 48 x 1.8	1404
EXZ58203	58 x 20 x 3	1166*	EXZ80201-3	80 x 20 x 1.3	683	EXZ100502	100 x 50 x 2	1577
EXZ6013-52	60 x 13.5 x 2	750	EXZ80201-5	80 x 20 x 1.5	785	EXZ100503	100 x 50 x 3	2333
EXZ60201-8	60 x 20 x 1.8	743	EXZ80202	80 x 20 x 2	1037	EXZ100504	100 x 50 x 4	3067
EXZ60202	60 x 20 x 2	821	EXZ80252	80 x 25 x 2	1091	EXZ100505	100 x 50 x 5	3780
EXZ6021-52	60 x 21.5 x 2	837	EXZ80302	80 x 30 x 2	1145	EXZ100602	100 x 60 x 2	1685
EXZ60242-5	60 x 24 x 2.5	1066	EXZ80303	80 x 30 x 3	1685	EXZ100603	100 x 60 x 3	2495
EXZ60252	60 x 25 x 2	876	EXZ80401-1	80 x 40 x 1.1	702	EXZ100604	100 x 60 x 4	3283
EXZ60253	60 x 25 x 3	1280	EXZ80401-3	80 x 40 x 1.3	823	EXZ100803	100 x 80 x 3	2819
EXZ60301-1	60 x 30 x 1.1	521	EXZ80401-5	80 x 40 x 1.5	947	EXZ120182	120 x 18 x 2	1440
EXZ60301-5	60 x 30 x 1.5	705	EXZ80402	80 x 40 x 2	1253	EXZ120202	120 x 20 x 2	1469
EXZ60302	60 x 30 x 2	929	EXZ80402-5	80 x 40 x 2.5	1552	EXZ120302	120 x 30 x 2	1577
EXZ60303	60 x 30 x 3	1361	EXZ80403	80 x 40 x 3	1847	EXZ120402	120 x 40 x 2	1685
EXZ60343	60 x 34 x 3	1426	EXZ80404	80 x 40 x 4	2419	EXZ120402-5	120 x 40 x 2.5	2092
EXZ60401-3	60 x 40 x 1.3	683	EXZ80452	80 x 45 x 2	1307	EXZ120404	120 x 40 x 4	3283
EXZ60401-5	60 x 40 x 1.5	785	EXZ80502	80 x 50 x 2	...	EXZ120503	120 x 50 x 3	2657
EXZ60402	60 x 40 x 2	1037	EXZ80503	80 x 50 x 3	2009	EXZ120504	120 x 50 x 4	3499
EXZ60402-5	60 x 40 x 2.5	1282	EXZ80504	80 x 50 x 4	2635	EXZ120602	120 x 60 x 2	1901
EXZ60403	60 x 40 x 3	1523	EXZ80604	80 x 60 x 4	2851	EXZ120604	120 x 60 x 4	3715
EXZ60404	60 x 40 x 4	1987	EXZ85151-5	85 x 15 x 1.5	786			
EXZ60503	60 x 50 x 3	1685	EXZ90403	90 x 40 x 3	2009			
EXZ60504	60 x 50 x 4	2203	EXZ99171-6	99 x 17 x 1.6	975			

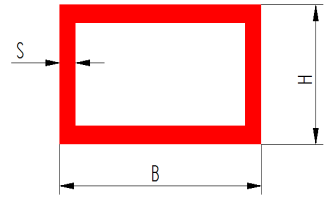
# STANDARD PROFILES

## UNEQUAL RECTANGULAR TUBING

B = width

H = height

S = wall thickness



Item number	B x H x S mm	Weight g/m	Item number	B x H x S mm	Weight g/m	Item number	B x H x S mm	Weight g/m
EXZ140404	140 x 40 x 4	3715	EXZ160404	160 x 40 x 4	4147			
EXZ140504	140 x 50 x 4	3931	EXZ180404	180 x 40 x 4	4579			
EXZ150302-5	150 x 30 x 2.5	2363	EXZ180503	180 x 50 x 3	3629			
EXZ15044	150 x 40 x 4	3931	EXZ180504	180 x 50 x 4	4795			
EXZ150504	150 x 50 x 4	4147	EXZ200503-5	200 x 50 x 3.5	4592			
EXZ1501003	150 x 100 x 3	3953						

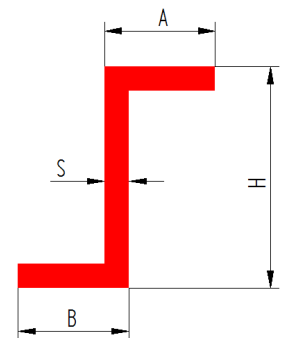
## Z - SHAPE PROFILE

A = width

H = height

B = width

S = wall thickness



Item number	A x H x B x S mm	Item number	A x H x B x S mm	Item number	A x H x B x S mm
EXN1010152	10 x 10 x 15 x 2	167	EXN2030203	20 x 30 x 20 x 3	518
EXN1090202	10 x 90 x 20 x 2	626	EXN2525253	25 x 25 x 25 x 3	559
EXN1116-5132-3	11 x 16.5 x 13 x 2.3	237	EXN2529252	25 x 29 x 25 x 2	405
EXN1220103	12 x 20 x 10 x 3	291	EXN2540253	25 x 40 x 25 x 3	680
EXN1414184	14 x 14 x 18 x 4	411	EXN2540503	25 x 40 x 50 x 3	883
EXN1520152	15 x 20 x 15 x 2	249	EXN3030303	30 x 30 x 30 x 3	680
EXN1525153	15 x 25 x 15 x 3	397	EXN3040303	30 x 40 x 30 x 3	761
EXN1725172	17 x 25 x 17 x 2	297	EXN3086303	30 x 86 x 30 x 3	1135
EXN1732172	17 x 32 x 17 x 2	335	EXN3540353	35 x 40 x 35 x 3	842
EXN1820213	18 x 20 x 21 x 3	430	EXN4030404	40 x 30 x 40 x 4	1102
EXN2012103	20 x 12 x 10 x 3	291	EXN4040253	40 x 40 x 25 x 3	802
EXN2018213	20 x 18 x 21 x 3	429	EXN4060402	40 x 60 x 40 x 2	734
EXN2020202	20 x 20 x 20 x 2	302	EXN4086403	40 x 86 x 40 x 3	1190
EXN2020203	20 x 20 x 20 x 3	437			



Extrusion of Aluminium

Feel free to get in touch with us!

### Contact:

#### Office:

Exal s.r.o., Hadovská cesta 5, 945 01 Komárno  
Tel.: +421 35 790 1412, Fax: +421 35 790 1410  
E-mail: [info@exal.sk](mailto:info@exal.sk), Web: [www.exal.sk](http://www.exal.sk)  
GPS: 47.778610, 18.093603

#### Production:

Exal s.r.o., Priemyselny areál 2779, 946 03 Kolárovo  
Tel./Fax: +421 35 20 22 222, Mobil: +421 918 389 937  
E-mail: [info@exal.sk](mailto:info@exal.sk), Web: [www.exal.sk](http://www.exal.sk)  
GPS: 47° 54.383', 17° 59.020'



[www.exal.sk](http://www.exal.sk)